



**BRITISH**  
**RIDING CLUBS**

# Safe Event Guide and how to Survive Health & Safety

Presented by  
Andrew Chadwick



# Health & Safety

- Why?

- Health & Safety at Work Act 1974, The Management of Health & Safety at Work Regulations 1999, Disability Discrimination Act and Common Law obligation to do no harm.
- Ensuring your moral and legal obligation to deliver a safe event, at which everyone concerned has safety as a primary concern.
  - Positive & Proactive Safety Culture
- Because we do not want to hurt anyone or their horses and we want them to have fun and enjoy being part of the BRC Movement.
  - We never used to have to do all this H&S

# Who ?

- Competitors
- Judges / Officials
- Contractors
- Volunteers
- Spectators
- Members of the Public
- Emergency Services
- Trade Stands
- **EVERYONE.**



# When ?

- Three Phases
  - Planning & Set Up
    - Competition
    - Clearing Up
- Throughout the Event and remember to re-visit at various stages. Do not be afraid to be pro-active as well as reactive.

# Where?

- Entry & Egress
- Event Site / Venue
- Surrounding Area
- Off Site Stabling /Parking

# What?

- Activity that may cause Injury or become dangerous and Hazardous
  - Weather / Outside Events
    - Emergency Actions

# HOW ?

- Risk Assessment
  - Event Plan
- Emergency / Contingency Plan
  - Serious Incident Plan (SIP)
- Crisis Management Plan (CMP)
  - Weather Plan

**What If...?**

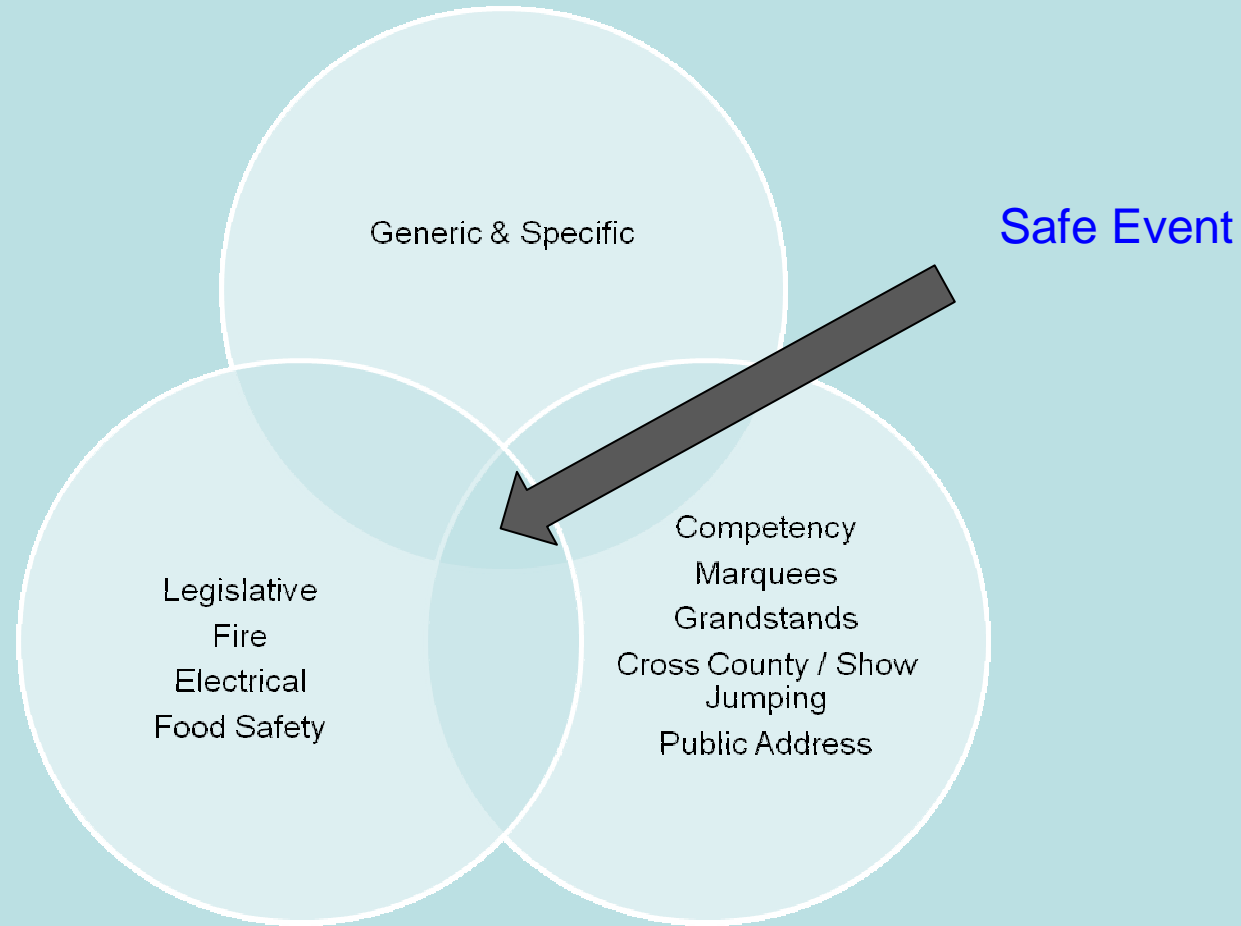
# Club Organiser/Committee

- Health & Safety at an event is dependant upon the organiser of that event taking reasonable precautions.

The Event Organiser/Committee must ensure that:

- Competition is run in accordance with BRC rules and Guidelines.
- To ensure that all H&S rules are applied and that a H&S official is appointed for each event and that they understand fully their duties prior to, during and after the event.

# How Does It Fit and Where



# Risk Assessment

Activity:	Hazard:	Risk: Severity	Potential	Control Measures:
Access	Vehicles collision Congestion	Medium	Medium	Provide adequate width at access Place warning signs 200m before entrance if council will allow
Egress	Vehicle collision	Medium	Medium	Place warning signs 200 m before exit
Ground conditions	Varied	TBA	TBA	To be assessed on the day rolling
Adverse weather	Poor ground, flooding	TBA	TBA	To be assessed on the day Tractor, drainage channels
Event layout.	Conflict between vehicles /pedestrians / competitors.	Medium	Medium	Segregated walkways for pedestrians and separate access to competition areas for competitors. Day parking to dressage - 'horses crossing' signs required. No-Go vehicle areas, No-Go horse areas Competition warm-up areas located away from all other activity.
Toilets	Infection	Low	Low	Regular service, cleaning, disinfection, washing facilities, specific toilets for food handlers
	Pollution	Low	Low	Adequate numbers, distributed, adequate storage, emptying
	Trip hazard	Low	Low	Located on flat ground, non slip floor, special needs provision.
Drinking water - piped  - bowser	Infection / pollution	Medium	Medium	All drinking water mains pressure supplied. All tank water for animal use only
Notes / Actions: Safety Plan to locate access / egress routes, water supply, toilets, showers Ground and weather conditions to be assessed on the day				

# Identify Activity

- HAZARD ?

A Hazard is anything that has the potential to cause harm in any given circumstance

Slips / Trips / Falls

Noise

Inappropriate Operation

Collision

- RISK ?

The Risk is the likelihood that the identified hazard will cause any harm and the measure of the severity of that harm that it causes

LOW

MEDIUM

HIGH

# Control Measures

- POTENTIAL

Assess the potential

Low

Medium

High

- Control Measure

Describes how the hazard is  
to be removed or  
controlled

Be realistic!

How often do UFOs land in  
the collecting ring?

# Risk Assessment Exercise

## Scenario

As a club you have decided to run a fund raising pub ride in and around the village of Stoneleigh. As part of the planning you will have to write a risk assessment.

# Health & Safety Advisor

Every event must appoint a SAFETY ADVISOR.

They should be a competent and knowledgeable person. They should be someone involved with the organisation of the event.

The safety advisor must attend the event but can delegate tasks to appropriate individuals whilst retaining overall responsibility themselves.

Safety Steward name and contact must be known and briefed to all concerned.

# Accidents Do Happen!!!



# Medical Cover

Minimum

## BRC Affiliated Club Events

Dressage

Club or Open Show

First Aider(s) holding a current HSE recognised first aid at work certificate /  
equine specific certificate.

Show & Style Jumping includes

Working Hunter/SJ Phases Eventers Challenge

Club or Open Show

First Aider(s) holding a current HSE recognised first aid at work certificate /  
equine specific certificate.

### Cross Country Phase(FotH) & Hunter Trials

Qualified Paramedic and/or Trauma Doctor plus 4WD Ambulance capable of moving a casualty from the site of the incident on a spinal board

### Horse Trials

Qualified Paramedic and/or Trauma Doctor plus 4WD Ambulance capable of moving a casualty from the site of the incident on a spinal board

# Show or Events



An open show is classed as a competition where non BRC members are allowed to compete.

Multiple phase events should treat each phase separately when establishing medical cover – Horse Trials  
Three phases or more.

# News Flash


From 1<sup>st</sup> April 2011 all ambulance providers must be registered with the Care Quality Commission (CQC).

Any provider not registered will be committing an offence if they offer and carryout ambulance provision

Please visit: [www.cqc.org.uk](http://www.cqc.org.uk)


# Accident Reporting

**BRITISH RIDING CLUBS**  
**ACCIDENT REPORT FORM**



Name of event: \_\_\_\_\_ Host Club: \_\_\_\_\_  
 Date of accident: \_\_\_\_\_ Time of accident: \_\_\_\_\_  
 Full name of person involved: \_\_\_\_\_ Age: \_\_\_\_\_  
 Address: \_\_\_\_\_  
 \_\_\_\_\_  
 Venue: \_\_\_\_\_ Owner(s): \_\_\_\_\_  
 Name of pony/horse: \_\_\_\_\_  
 Mare [ ] Stallion [ ] Gelding [ ] Age of pony/horse: \_\_\_\_\_ Height: \_\_\_\_\_  
 Owner of pony/horse: \_\_\_\_\_  
 Address of owner: \_\_\_\_\_  
 \_\_\_\_\_  
 Had the person ridden the pony/horse previously: yes [ ] no [ ] for how long: \_\_\_\_\_  
 Was the pony/horse: being ridden [ ] being led [ ] loose [ ]  
 Was the rider: alone [ ] with one other horse [ ] with a group of horses [ ]  
 doing flatwork [ ] practising jumping [ ] competing [ ]  
 If competing: was it dressage [ ] show/style jumping [ ] cross country [ ] other [ ]  
 If other: what competition: \_\_\_\_\_  
 Was the rider wearing the correct hard hat, correctly fastened? yes [ ] no [ ]  
 Did the rider/horse fall? neither [ ] rider [ ] horse [ ] both [ ]  
 Was the rider: uninjured [ ] injured [ ] incapacitated [ ] killed [ ]  
 Was medical attention given: yes doctor [ ] yes paramedic [ ] yes first aider [ ] no [ ]  
 Of no, why not? \_\_\_\_\_  
 Did rider remount? yes [ ] no [ ]  
 Was the pony/horse: uninjured [ ] injured [ ] killed/destroyed [ ]  
 Was veterinary attention given? yes [ ] no [ ]  
 Accident location: collecting ring [ ] outdoor arena [ ] indoor arena [ ] cross country [ ]

**BRITISH RIDING CLUBS**  
**HORSE FALL REPORT FORM**



**PART 1: RIDER & HORSE INFORMATION**  
 Riders Name: \_\_\_\_\_  
 Horses Name: \_\_\_\_\_  
 Sex of Rider: Male [ ] Female [ ] Sex of Horse: Mare [ ] Gelding [ ] Stallion [ ]

**PART 2: EVENT DETAILS**  
 Name of Event: \_\_\_\_\_ Date of Event: \_\_\_\_\_  
 Type of Event: Junior [ ] Senior [ ]  
 Horse Trials: 1 day event [ ] 2 day event [ ] 3 day event [ ]  
 Novice [ ] Intermediate [ ] Open [ ]  
 Cross Country: Novice Individual [ ] Open Individual [ ] Pairs [ ]

**PART 3: DETAILS OF ACCIDENT**  
 Time of accident: \_\_\_\_\_ Accident location: \_\_\_\_\_  
 Accident Type: Rider fell [ ] Both fell [ ] Horse fell on rider [ ] Horse trod on rider [ ]  
 Was fall at a fence? Yes [ ] No [ ] If yes what fence number: \_\_\_\_\_  
 Element/route (if applicable) \_\_\_\_\_  
 Did horse slip? Yes [ ] No [ ]  
 Ground Conditions: Deep [ ] Heavy [ ] Slippery [ ] Good [ ]  
 Good to soft [ ] Good to firm [ ] Hard [ ] Rutted [ ]  
 Bend: Yes [ ] No [ ] Slope: Yes [ ] No [ ] Up [ ] Down [ ]  
 Course defect: Yes [ ] No [ ] Details: \_\_\_\_\_  
 Object struck: Yes [ ] No [ ] Details: \_\_\_\_\_  
 Weather: Fine [ ] Rain [ ] Snow [ ] Other [ ] \_\_\_\_\_  
 Wind: Yes [ ] No [ ]  
 Visibility: Good [ ] Poor [ ] Details: \_\_\_\_\_  
 Details of fall: \_\_\_\_\_  
 \_\_\_\_\_  
 \_\_\_\_\_  
 \_\_\_\_\_

# Veterinary Cover

Minimum

Dressage

Vet on Call\*

Show Jumping

Vet on Call\*

# Cross Country (FotH) & Hunter Trials

## Horse Trials

Qualified Veterinary Surgeon in attendance on site.

Facility to transport injured or dead horse.

Equipment for humane destruction of horse.

Treatment Area

# Medical & Veterinary Risk Assessment

Ensure that:

- Organiser has sufficient cover in place two weeks before the event.
- Local A&E department have been notified of event and check distance to nearest A&E.
  - Grid reference for venue
- Adequate communication between medics / vet and Organiser (Event Comms Plan)
  - Access to make 999 call

# Horse / Rider Fatality

General Discussion

# Human Fatality / Sudden Death

- Police / HSE
- Coroner's Inquest
  - Next of Kin
- BRC Response
  - Media
- Post Traumatic Stress
- Stay calm and be methodical.

# Horse Fatality

- Rider / Owner
- Horse Ambulance / Recovery
- Veterinary Death/Destruction Certificate
  - Treatment Area
  - BRC Response
    - Media



**It might be a bigger  
risk than you first  
thought!**



Questions

The End

# Flying the BRC Flag

Fundraising on behalf of the  
West Midlands Air  
Ambulance and  
Cancer Research UK

The jump will take place on Saturday 10th March 2012 in Shropshire, from approximately 10 thousand feet, where they will freefall for 25-30 seconds before the parachute opens at about 5000 feet above the ground.

If you would like to sponsor the pair, you can donate on-line at:  
<https://www.justgiving.com/teams/BritishRidingClubs/CharityJump>  
or send a cheque (made payable to: Laura Sanger) to: BRC Head Office.

All donations are extremely gratefully received, and you can see how they get on in the Spring edition of Rider Magazine.

Area 20 NEC Rep Andrew Chadwick and BRC Head Office Executive Laura Sanger have rather gingerly agreed to take part in a tandem parachute jump for two extremely worth while charities. The pair agreed this insane stunt at the National Horse Trials back in August and felt it would be a good challenge to aim for, whilst raising money for two charities which are surely close to many people's hearts.

**British Riding Clubs**

**The British Horse Society**

• Fly Together • Fundraise Together • Have Fun Together